

# DOWNLOAD PDF DOCUMENT



## RADIO SHACK MICROPHONE ...

**DOWNLOAD DOCUMENT NOW**

**Updated:** 10/18/2017

---

### **DISCLAIMER:**

CHAUVIN.CO uses the following radio shack microphone wiring diagram book available for free PDF download which is also related with

### **RADIO SHACK MICROPHONE WIRING DIAGRAM**

People, who like to read eBooks and constantly use digital libraries, confess that sometimes they cannot download radio shack microphone wiring diagram or other necessary files because of bugs on the site. We can explain you why this happens. It is because of various hackers' attacks that cause troubles to users of digital libraries. We offer you to download radio shack microphone wiring diagram for free after registration. This action provides for free, easy and unlimited use of our library and access to radio shack microphone wiring diagram. It will not take much time - just follow the link below and start the registration. You have to answer simple questions to become a constant user of our site and download radio shack microphone wiring diagram if needed. When you pass the registration, you will get an access to our digital library where you will be able to find eBooks of all existing genres and fields - radio shack microphone wiring diagram, belles-lettres, scientific literature and so on.

---

**DOWNLOAD NOW**

# DOWNLOAD PDF DOCUMENT

# DOWNLOAD PDF DOCUMENT

## RADIO SHACK MICROPHONE ...

---

### [X0100 WIRING DIAGRAM](#)

X0100 Strike Interface Time Delay Module Power Wiring Diagram(24 VAC VDC; 250mA Max) 5 Amp Max NC (Normally Closed) To Electric Strike Common C (Common) +24 V NO (Normally Open) (Dry Contacts) 2 1 NC (Normally Closed) To Control Activation C (Common) NO (Normally Open) (Dry Contacts) 3 4 2 Amp Max Activation Common Note: This module does not provide an output voltage to drive an electric strike. ...

**File name:** X0100-Wiring-Diagram.pdf  
[Download now or Read Online](#)

---

### [BLOCK WIRING DIAGRAM FOR 2S-SS](#)

BLOCK WIRING DIAGRAM IWS-ABDS1. Without volume control2. With volume control Volume control should be auto transformer type control (SVC-W, SVC-I, RVC-W, RVC-I). The use of 8 ohm speakers is recommended. When A+B is selected, the net load to amplifier is 4 ohms.Dayton Audio PO Box 52 Springboro, OH 45066 300T575 ...

**File name:** 300-575-dayton-audio-iws-abds-block-wiring-diagram.pdf  
[Download now or Read Online](#)

---

### [MICROSOFT WORD - CORDONA WIRING DIAGRAM SBK- 4 2 NEG. 4 COILS.DOC](#)

Wiring diagram for engines with 4 coils, 2 negative wires from the CDI, and 4 +12vwires from the stock wiring harness.For 3 cyl. and single cyl. splice the number of Killbox yellows necessary and ground theremaining yellows. For Dyna 2000; connect one (any) yellow to orange and one otheryellow to gnd. The other 2 yellows are not used, should be cut.A GP Switch should be installed in the Pullswitch...

**File name:** cordona wiring diagram SBK- 4 2 neg. 4 coils.pdf  
[Download now or Read Online](#)

---

### [WIRING DIAGRAM UPDATE.XLS](#)

EUROVOX WIRING COLOUR CODING RADIO COLOUR CODE VEHICLE WIRING COLOUR CODE FUNCTION  
 STANDARD PRE 1988 COMM. VN - VT CAMIRA - JD, JE MITSUBISHI ACCESSORY + 12V RED RED YELLOW BLUE  
 BLUE BATTERY +12V PINK PINK ORANGE WHITE N A RED BLACK DIMMER IN + 12V ORANGE ORANGE BROWN  
 WHITE GREEN RED GREEN WHITE GROUND BLACK BLACK BLACK WHITE BLACK N A ANT +12V OUTPUT GREY  
 GREY YELLOW RED N A WHITE BLACK FRONT LE...

**File name:** Wiring Diagram Update.pdf  
[Download now or Read Online](#)

---





















# DOWNLOAD PDF DOCUMENT

# DOWNLOAD PDF DOCUMENT

Here below another book similar with:

## RADIO SHACK MICROPHONE ...

---

-  [radio shack microphone wiring diagram](#)
-  [volkswagen sharan car radio stereo wiring diagram](#)
-  [template for snack shack schedule](#)
-  [wiring radio mn triton](#)
-  [frys english delight series 5 bbc radio production](#)
-  [toyota echo radio fuse](#)
-  [ford 6000 cd rds radio manual](#)
-  [95 camry radio wire guide](#)
-  [la radio mexicana centro y regiones](#)
-  [harris radio an vrc 104 antenna](#)
-  [holden viva radio code](#)
-  [radio ad script for music festival](#)
-  [the arrl radio buyer 39 s sourcebook](#)
-  [audi beta cc radio manual](#)
-  [hair salon radio commercial script](#)
-  [master handbook of ham radio circuits](#)
-  [international prostar radio controls](#)
-  [chrysler pacifica radio specs](#)
-  [script for radio talk](#)
-  [vanity fair bbc radio 4 fullcast dramatisation pdf](#)

# DOWNLOAD PDF DOCUMENT